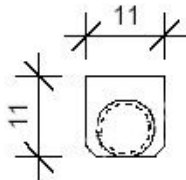



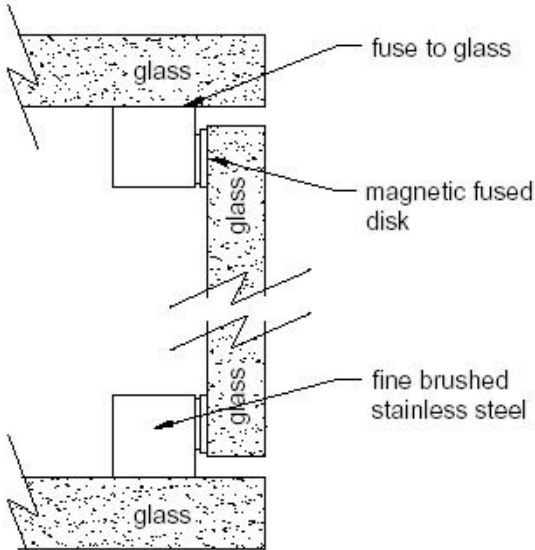


Glass Cabinet components 304  
stainless steel - door catches and stays

### Single magnetic door catch GG



ELEVATION



SECTION

Labels in section drawing:  
- fuse to glass  
- magnetic fused disk  
- fine brushed stainless steel

am d 8